DocuSign Envelope ID: 10CAD4AD-A880-45D3-A900-F45EE2306008

EXISTING PANELBOARD. PROVIDE CIRCUIT BREAKERS AND WIRING FOR CIRCUITS AS INDICATED.

PANEL NAME: NAFS1A

MOUNTING: Recessed
VOLTAGE: 208Y/120V
FED FROM: NDAN1
AIC RATING: 42 kA

BUS AMPS: 150

MLO: No
MCB: Yes
MCB RATING: 150A
SHUNT TRIP: No

PANELBOARD OPTIONS & ACCESSORIES

NEUTRAL BUS: Yes
NEUTRAL BUS RATING: 200%
EQUIPMENT GROUND: Yes
SUB-FEED LUGS: No
FEED-THRU LUGS: No
SURGE SUPPRESSION: No

CKT	TYPE	DESCRIPTION	BKR TYPE	WIRE	TRIP	POLE	A		B		C		POLE	TRIP	WIRE	BKR TYPE	DESCRIPTION	TYPE	CKT
1	R	EXISTING LOAD		EX	20	1	1.26	0.36					1	20	EX		EXISTING LOAD	R	2
3	M	MINIMATE: CAFE A100		2W20	20	2			0.38	0.75			1	20	2W20		CAFE EQUIP.; CAFE A100	R	4
5											0.38	0.72	1	20	2W20		DISPLY BOARDS; CAFE A100	R	6
7	R	CAFE EQUIP.; CAFE A100		2W20	20	1	0.75	0.75					1	20	2W20		CAFE EQUIP.; CAFE A100	R	8
9	R	CAFE EQUIP.; CAFE A100		2W20	20	1			0.36	0.18			1	20	2w20		CAFE EQUIP.; CAFE A100	R	10
11	R	CAFE EQUIP.; CAFE A100		2W20	20	1					0.18	0.18	1	20	2W20		CAFE EQUIP.; CAFE A100	R	12
13	R	CAFE EQUIP.; CAFE A100		2W20	20	1	0.18	0.18					1	20	2W20		CAFE EQUIP.; CAFE A100	R	14
15	R	GENERAL; CAFE A100		2W20	20	1			0.9	0.36			1	20	2W20		SIGNAGE; CAFE A100	R	16
17	L	LTG - GENERAL; CAFE A100		2W20	20	1					0.48	0.15	1	20	2W20		LTG - DISPLAY; CAFE A100	L	18
19	R	LTG - TRACK; CAFE A100		2W20	20	1	0.18	0					1	20	--	--	SPARE	--	20
21	--	SPARE	--	--	20	1			0	0			1	20	--	--	SPARE	--	22
23	--	SPARE	--	--	20	1					0	0	1	20	--	--	SPARE	--	24
25	--	SPARE	--	--	20	1	0	0					1	20	--	--	SPARE	--	26
27	--	SPARE	--	--	20	1			0	0			1	20	--	--	SPARE	--	28
29	--	SPARE	--	--	20	1					0	0	1	20	--	--	SPARE	--	30
31	--	SPARE	--	--	20	1	0	0					1	20	--	--	SPARE	--	32
33	--	SPARE	--	--	20	1			0	0			1	20	--	--	SPARE	--	34
35	--	SPARE	--	--	20	1					0	0	1	20	--	--	SPARE	--	36
37	--	SPARE	--	--	20	1	0	0					1	20	--	--	SPARE	--	38
39	--	SPARE	--	--	20	2			0	0			1	20	--	--	SPARE	--	40
41											0	0	1	20	--	--	SPARE	--	42
				PHASE LOAD (kW):			3.66		2.93		2.09								
				PHASE LOAD (AMPS):			32		25		17								

LOAD TYPE	CONNECTED (kW)	DEMAND (kW)	LOAD TYPE KEY	BREAKER TYPE KEY	PANEL TOTALS	
M	0.75	0.75	R = RECEPTACLE	BLANK = STANDARD		
R	7.29	7.29	L = LIGHTING	G3 = GROUND FAULT 30 Ma (EQUIP)	CONNECTED LOAD (kW):	8.67
L	0.63	0.63	M = MECH/EQUIP	G = GROUND FAULT 5 Ma (PERSONNEL)	DEMAND LOAD (kW):	8.67
			K = KITCHEN	A = ARC FAULT	CONNECTED LOAD (AMPS):	24
			C = CONTINUOUS	ST = SHUNT TRIP	DEMAND LOAD (AMPS):	24
			N = NONCONTINUOUS	LH = LOCKING HASP		
				HT = HANDLE TIE		

Note 1: XFMR = REFER TO SINGLE-LINE DIAGRAM FOR TRANSFORMER SIZE AND REFER TO TRANSFORMER SCHEDULE FOR PRIMARY AND SECONDARY FEEDER SIZES.
Note 2: SLD = REFER TO SINGLE-LINE DIAGRAM FOR FEEDER SIZE.

● PROVIDE WIRING AND CIRCUIT BREAKER FOR NEW BRANCH CIRCUIT.
■ PROVIDE PROVIDE WIRING FOR NEW BRANCH CIRCUIT.

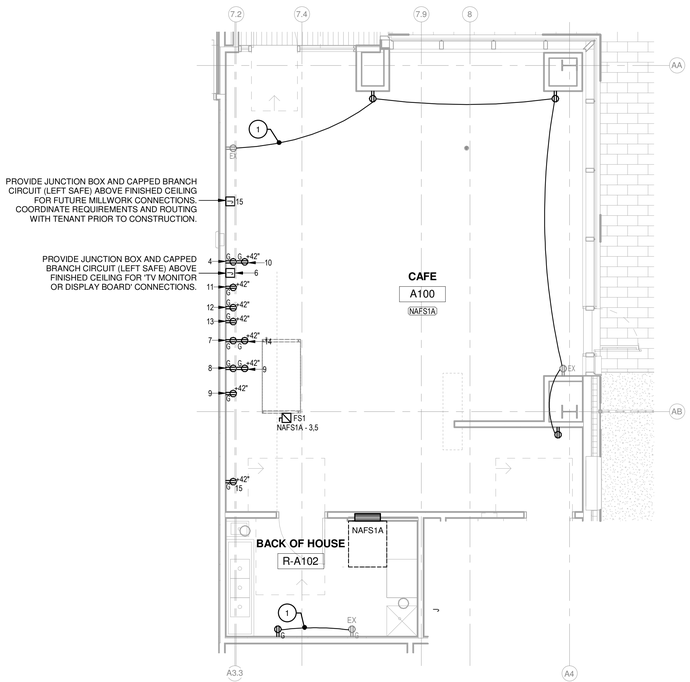

1 ELEC POWER - LEVEL 1 - CAFE
1/4" = 1'-0"

DRAWING SCALE 1/4" = 1'-0"

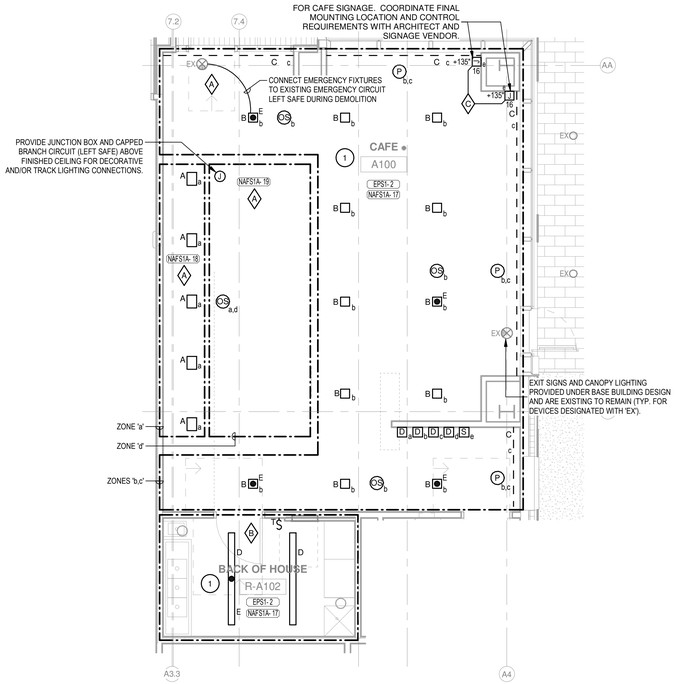

2 ELEC LIGHTING - LEVEL 1 - CAFE
1/4" = 1'-0"

DRAWING SCALE 1/4" = 1'-0"

CAFE FITOUT POWER KEYNOTES	
1	CONNECT NEW RECEPTACLES INTO EXISTING NORMAL BRANCH CIRCUIT CURRENTLY SERVING THE AREA. EXTEND EXISTING CONDUIT AND CABLING AS REQUIRED TO MATCH EXISTING. CONTRACTOR TO VERIFY BRANCH CIRCUIT SPARE CAPACITY.

CAFE FITOUT POWER KEYNOTES	
1	EXISTING STRIP FIXTURES PROVIDED UNDER BASE BUILDING DESIGN SCOPE TO BE REMOVED AND TURNED OVER TO OWNER. EXISTING EMERGENCY CIRCUITRY (EPS1-2) TO REMAIN AND BE REUSED AS PART OF NEW CONSTRUCTION. SAFE-OFF AND LABEL CIRCUITS TO BE REUSED AT JUNCTION BOX ABOVE THE CEILING.

Project:
JOINT HEALTH SCIENCES CENTER - CAFE FITOUT

Prepared For:
Rowan University - Rutgers Camden
Board of Governors
200 Federal Street, Suite 300
Camden, NJ 08103

Contract No: 16.07011.12

HOK

One Logan Square, Suite 1510
Philadelphia, PA 19103 USA
t +1 215 940 3570 f +1 215 940 3571

All reproduction & intellectual property rights reserved © 2016

In Association with:
J.F. McKernan Jr. Architects & Assoc., LLC
100 Dobbs Lane, Suite 204
Cherry Hill, NJ 08034
R.G. Vanderweil Engineers, LLP
101 Grovers Mill Road
Lawrenceville, NJ 08648

Key Plan

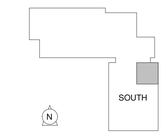

Professional Seals

No.	Description	Date
1	ISSUED FOR CONSTRUCTION	01/17/2020

Drawn by: LWB
Reviewed by: RGV
Project No: 16.07011.12

ISSUED FOR CONSTRUCTION - 01.17.20

Sheet Title
ELECTRICAL POWER & LIGHTING - LEVEL 1 - CAFE FITOUT

Original drawing is 42 x 30. Do not scale contents of this drawing.

Sheet Number
E-201.CF

1/16/2020 1:13:27 PM