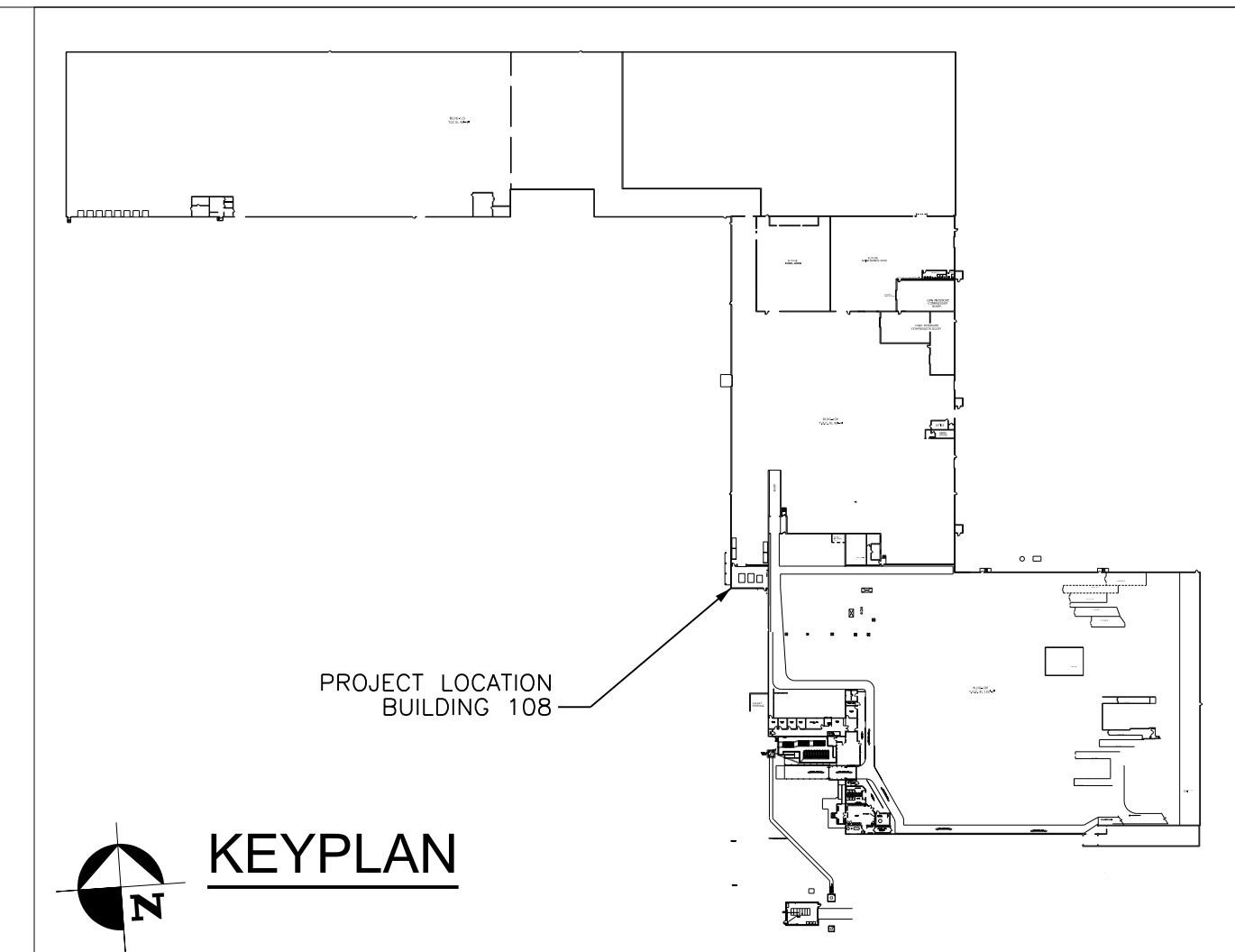
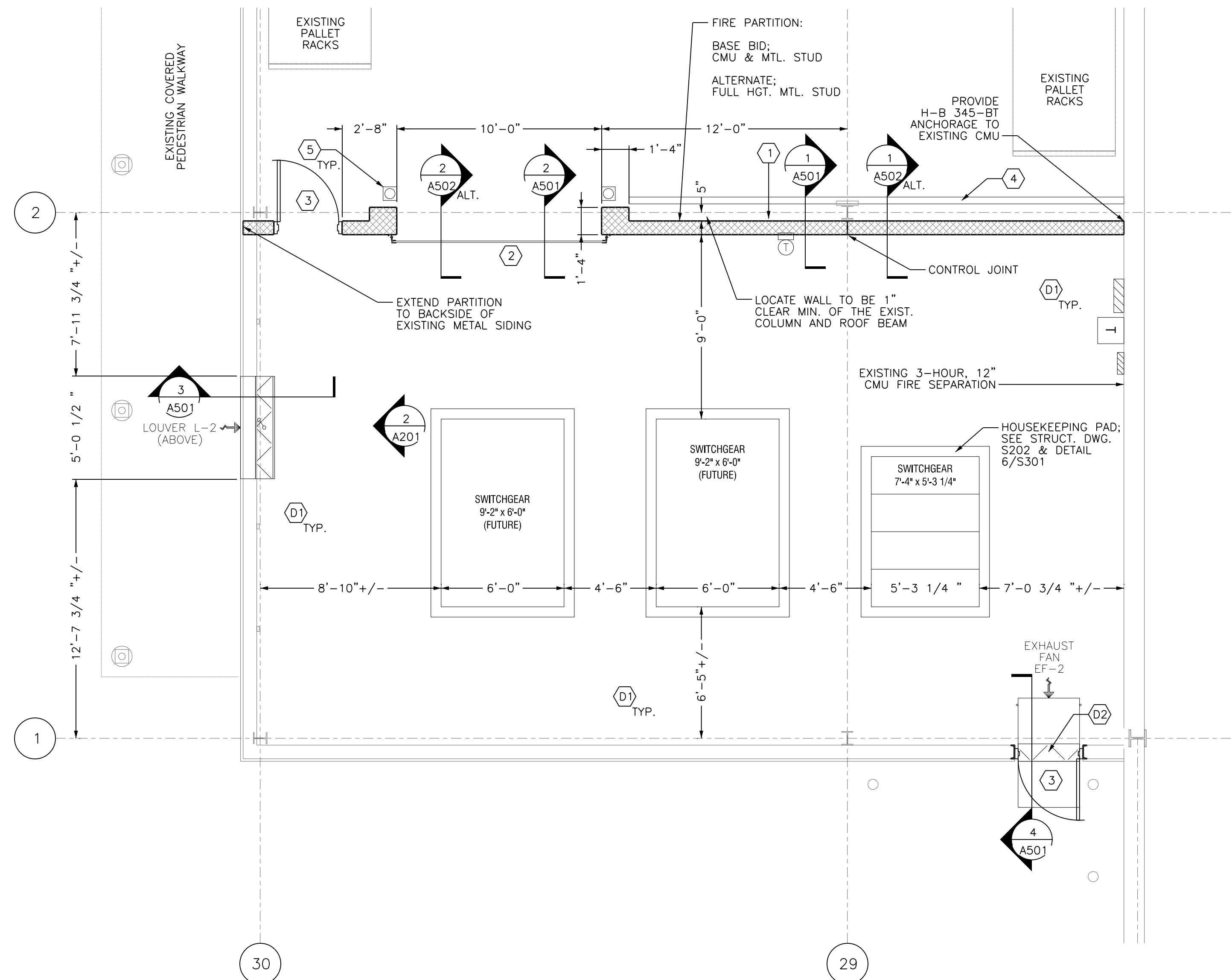


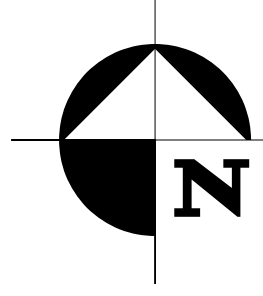
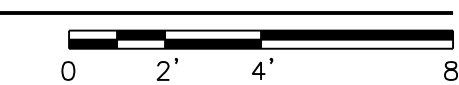
2 INTERIOR ELEVATION
A201 SCALE: 1/4" = 1'-0"



KEYPLAN



1 PARTIAL FLOOR PLAN
A201 SCALE: 1/4" = 1'-0"



KEYED NOTES

- D1 REMOVE PALLET RACKING SYSTEM WITHIN NEW ROOM FOOTPRINT. REASSEMBLE COMPONENTS IN NEW LOCATION(S) AS DIRECTED BY OWNER.
 - D2 REMOVE PORTION OF EXTERIOR WALL SYSTEM (FOR NEW DOOR) CONSISTING OF METAL SIDING AND BASE ANGLES ATTACHED TO CONCRETE FDN.
 - 1 2-HOUR FIRE PARTITION (SEE SECTIONS & DETAILS FOR SPECIFICS):
 - UL U906 FOR CMU
 - UL U419 FOR METAL STUD & GWB
 - SEE DRAWING A502 FOR ALTERNATE
 - 2 10'x10' ROLLING SERVICE DOOR:
 - 1-1/2 HOUR FIRE-RATED
 - R-4.5 INSULATED
 - SMOKE SEALS
 - MANUAL CHAIN OPERATION
 - SURFACE MOUNT TRACKS & COIL/HOOD MECHANISM
 - MODEL 635 FIREKING INSULATED FIRE-RATED DOOR AS MANUFACTURED BY 'OVERHEAD DOOR COMPANY', OR OWNER APPROVED EQUAL
 - 3 PROVIDE 1-1/2 HOUR FIRE-RATED/INSULATED DOOR 3'-0" x 7'-0" x 1'-3/4" NARROW VISION 16 GA. HOLLOW METAL DOOR & 16 GA. FULLY WELDED FRAME:
 - DOOR:
 - POLYSTYRENE CORE
 - SEAMLESS EDGE
 - FLUSH TOP CAP CHANNEL
 - FRAME:
 - 2" FACE ON JAMBS
 - 2" FACE ON HEAD IN MTL. STUD WALL, 4" IF IN CMU WALL
 - PAINT:
 - A60 GALVANIZED w/ ONE (1) COAT OF BAKED ON GRAY PRIMER, FIELD PAINT
 - HARDWARE (TO MATCH OWNER'S STANDARD):
 - EMERGENCY EGRESS (CRASH BAR) ON PUSH SIDE OF DOOR
 - STOREROOM FUNCTION LOCKSET ON PULL SIDE OF DOOR (KEYED TO OWNER'S KEYING SYSTEM)
 - CLOSER
 - GASKETING SYSTEM (WEATHERSTRIPPING), INCLUDING DOOR BOTTOM
 - THRESHOLD
 - KICK PLATE
 - 4 INSTALL ANGLE AT FLOOR TO FACILITATE RACK TO SPACE FROM NEW WALL. REUSE EXISTING ANGLES BOLTED TO FLOOR.
 - 5 PROVIDE SURFACE MOUNT 6"Ø, 42" HIGH BOLLARD DOOR PROTECTION - SAFETY YELLOW.
- PAINTING NOTES:
- PAINT ENTIRE ROOM; THOROUGHLY CLEAN EXISTING ROOF STRUCTURE & WALLS BY MEANS OF COMPRESSED AIR, MECHANICAL MEANS & WIPE DOWN. APPLY WATERBORNE ACRYLIC DRYFALL PAINT SYSTEM TO STRUCTURE, ROOF DECK, SIDING PANELS & FRAMING. PREPARE CMU (NEW & EXISTING) w/ BLOCK FILLER & TWO (2) COATS ACRYLIC LATEX PAINT. COAT DOORS & FRAMES w/ TWO (2) COATS ALKYD ENAMEL. COLOR TO MATCH OWNER STANDARD (SHERWIN-WILLIAMS WHITE).
- PAINT ALL NEW EXTERIOR SIDING, TRIM AND DOORS & FRAMES w/ TWO (2) COATS ALKYD ENAMEL. COLOR TO MATCH OWNER STANDARD (SHERWIN-WILLIAMS #7036 ACCESSIBLE BEIGE).

0	ISSUED FOR BID	04/16/21
REVISION	REVISION DESCRIPTION	DATE
CORNING		CORNING RESTRICTED R3
MATERIAL:		PART NAME: BUILDING 108
FINISH:		PARTIAL FLOOR PLAN
HEAT TREAT:		ARCHITECTURAL
DESIGNED BY: JPB		DRAWN BY: JPB
CREATE DATE: 04/16/21		PS NUMBER: -0
SIZE: D		SHEET: A201
SCALE: NOTED		